

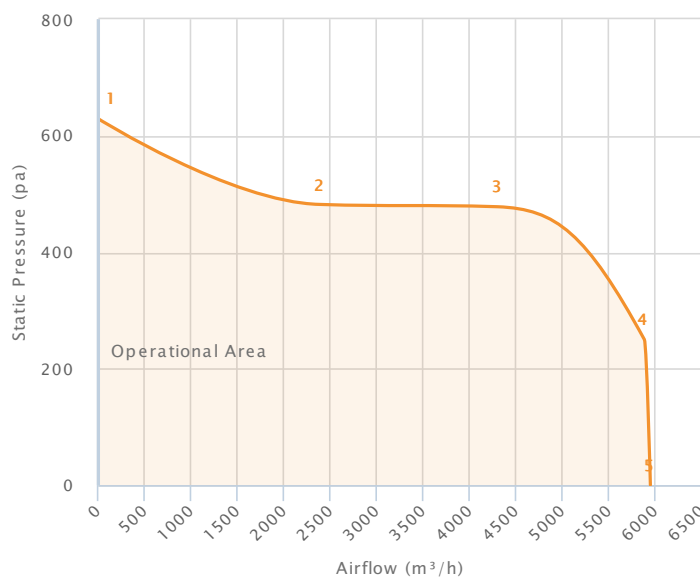
High Efficiency EC Direct Drive Fans (Standard) ECDDC 321-321 (12/12)

Technical Data

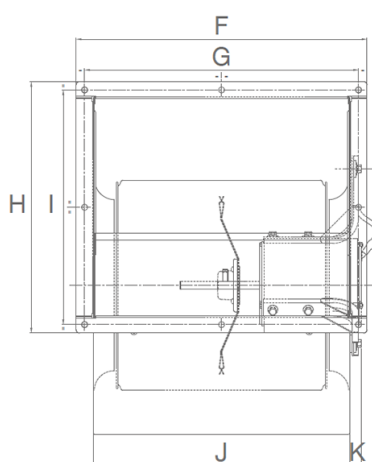
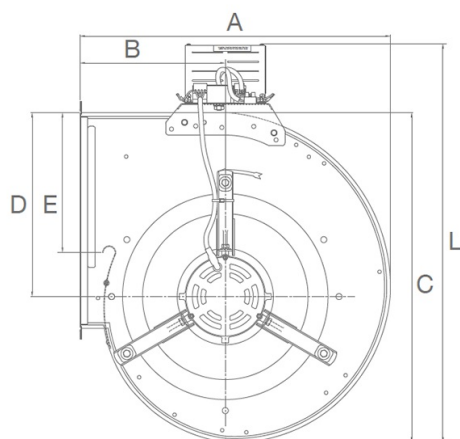
| | |
|------------------------------|--------------|
| Supply (V/Ph/Hz) | 230 / 1 / 50 |
| Max Airflow (m³/h) | 5965 |
| Max Current (A) | 7.15 |
| Max Input Power (W) | 1580 |
| Max Speed (rpm) | 1160 |
| ErP Efficiency Rating (FMEG) | 62 |
| Ip Rating | 20 |
| Motor Insulation Class | F |
| Temperature Range (°C) | -20 to +40 |
| Weight (KG) | 25.5 |

Performance Data

| Data Point | Static Pressure (pa) | Airflow (m³/h) | Current (A) | Speed (rpm) | Power (W) |
|------------|----------------------|----------------|-------------|-------------|-----------|
| 1 | 629 | 0.00 | 1.66 | 1159 | 362 |
| 2 | 482 | 2381 | 2.85 | 1157 | 646 |
| 3 | 478 | 4301 | 5.32 | 1156 | 1200 |
| 4 | 250 | 5879 | 6.93 | 1017 | 1575 |
| 5 | 0.00 | 5944 | 4.43 | 713 | 1013 |



■ Tested in accordance with ISO 5801
■ Installation type method - type A



Dimensions

| | | | |
|---|-----|---|-----|
| A | 495 | G | 425 |
| B | 232 | H | 390 |
| C | 524 | I | 364 |
| D | 293 | J | 397 |
| E | 212 | K | 18 |
| F | 451 | L | 633 |