

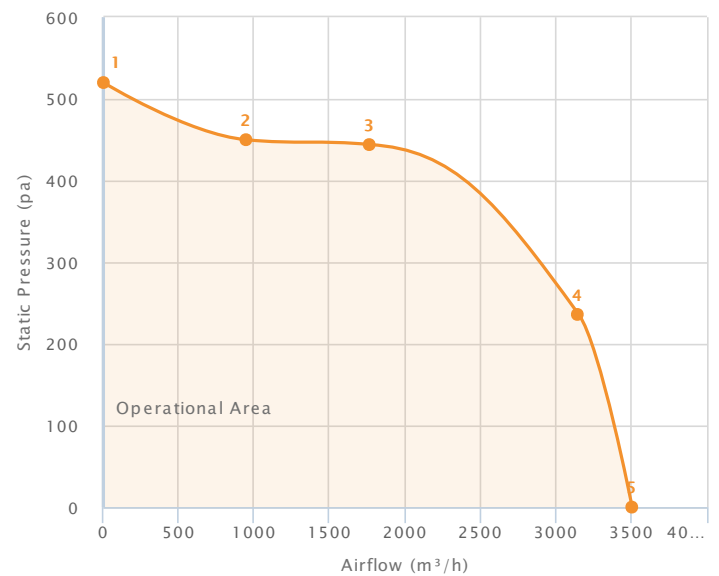
## High Efficiency EC Direct Drive Fans (Standard) ECDDC 241-181 (9/7)

### Technical Data

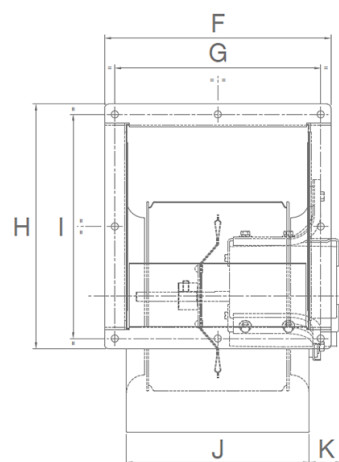
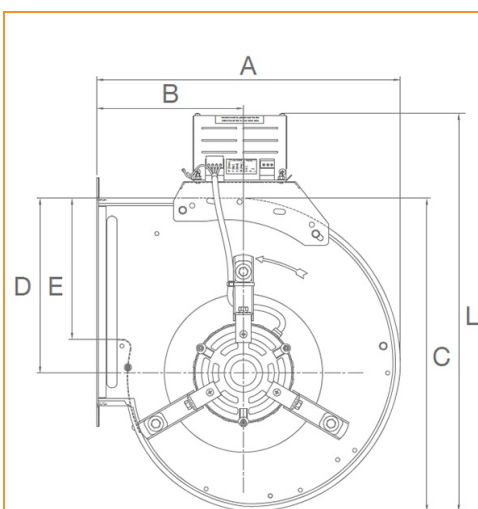
|                              |              |
|------------------------------|--------------|
| Supply (V/Ph/Hz)             | 230 / 1 / 50 |
| Max Airflow (m³/h)           | 3504         |
| Max Current (A)              | 4.78         |
| Max Input Power (W)          | 1093         |
| Max Speed (rpm)              | 1548         |
| ErP Efficiency Rating (FMEG) | 58           |
| Ip Rating                    | 20           |
| Motor Insulation Class       | F            |
| Temperature Range (°C)       | -20 to +40   |
| Weight (KG)                  | 14.5         |

### Performance Data

| Data Point | Static Pressure (pa) | Airflow (m³/h) | Current (A) | Speed (rpm) | Power (W) |
|------------|----------------------|----------------|-------------|-------------|-----------|
| 1          | 520                  | 0.00           | 0.88        | 1547        | 184       |
| 2          | 450                  | 947            | 1.31        | 1547        | 289       |
| 3          | 444                  | 1767           | 2.24        | 1546        | 507       |
| 4          | 236                  | 3150           | 4.80        | 1527        | 1090      |
| 5          | 0.00                 | 3504           | 4.78        | 1332        | 1087      |



■ Tested in accordance with ISO 5801  
■ Installation type method - type A



### Dimensions

|   |     |   |      |
|---|-----|---|------|
| A | 381 | G | 262  |
| B | 184 | H | 311  |
| C | 392 | I | 285  |
| D | 219 | J | 233  |
| E | 177 | K | 37.4 |
| F | 288 | L | 498  |