

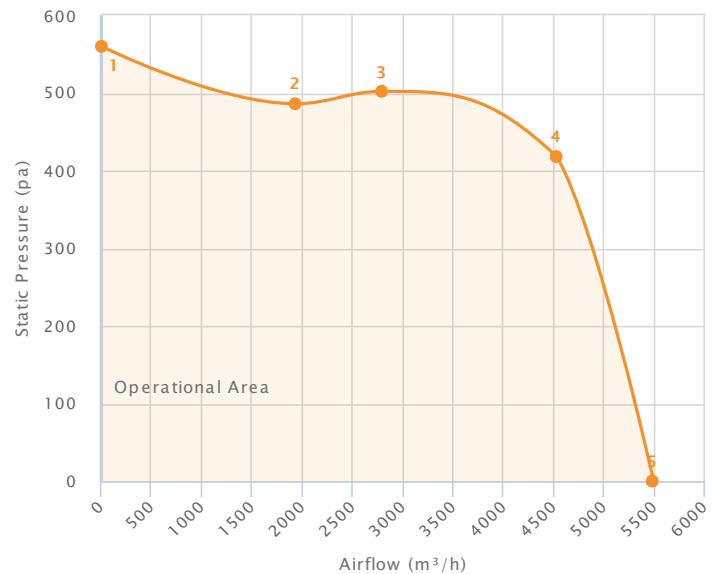
High Efficiency EC Direct Drive Fans (Standard) ECDDC 321-241 (12/9)

Technical Data

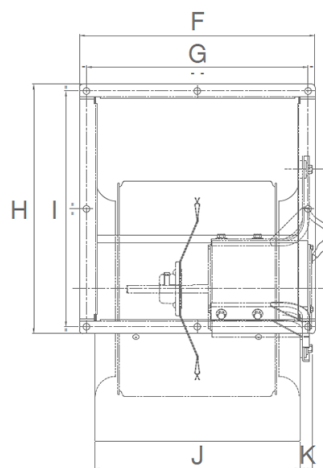
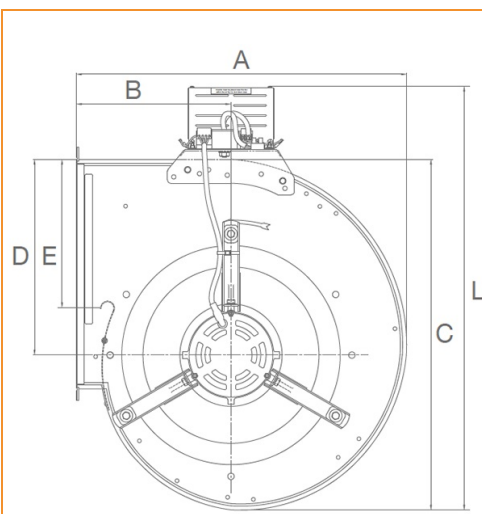
Supply (V/Ph/Hz)	230 / 1 / 50
Max Airflow (m³/h)	5506
Max Current (A)	7.14
Max Input Power (W)	1587
Max Speed (rpm)	1159
ErP Efficiency Rating (FMEG)	63
Ip Rating	20
Motor Insulation Class	F
Temperature Range (°C)	-20 to +40
Weight (KG)	24

Performance Data

Data Point	Static Pressure (pa)	Airflow (m³/h)	Current (A)	Speed (rpm)	Power (W)
1	560	0.00	1.39	1157	293
2	486	1929	2.37	1158	760
3	502	2795	3.43	1158	760
4	418	4526	6.28	1054	1408
5	0.00	5490	5.50	832	1235



■ Tested in accordance with ISO 5801
■ Installation type method - type A



Dimensions

A	495	G	336
B	232	H	378
C	524	I	357
D	293	J	311
E	212	K	18
F	357	L	633