

## Single EC Fandecks

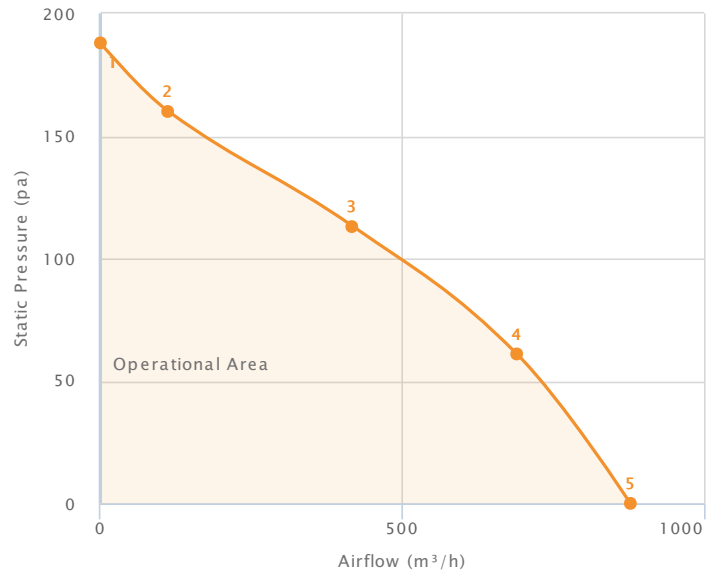
### Single EC Fandeck 146-236

#### Technical Data

Supply (V/Ph/Hz)	230 / 1 / 50/60
Max Airflow (m <sup>3</sup> /h)	878
Max Current (A)	1.1
Max Input Power (W)	141
Max Speed (rpm)	1550
ErP Efficiency Rating (FMEG)	Out of Scope
Ip Rating	20
Motor Insulation Class	F
Temperature Range (°C)	-20 to +50
Weight (KG)	TBC

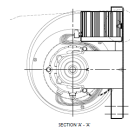
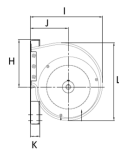
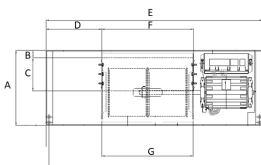
#### Performance Data

Data Point	Static Pressure (pa)	Airflow (m <sup>3</sup> /h)	Current (A)	Speed (rpm)	Power (W)
1	188	0	0.38	1534	43
2	160	113	0.40	1537	46
3	113	419	0.60	1535	72
4	61	690	0.83	1536	104
5	0	878	1.09	1534	141



- Tested in accordance with ISO 5801
- Installation type method - type A

#### Dimensions



A	223	G	271.8
B	22	H	125.2
C	98	I	191.9
D	165.8	J	100.8
E	645	K	25
F	273.5	L	205.4

**General Enquiries**  
+44 (0) 1793 524 291

**Tech Support**  
+44 (0) 1793 524 291

**Sales Support**  
+44 (0) 1793 640 554

[www.torin-sifan.com](http://www.torin-sifan.com)

**torin-sifan**  
The Partner of Choice