

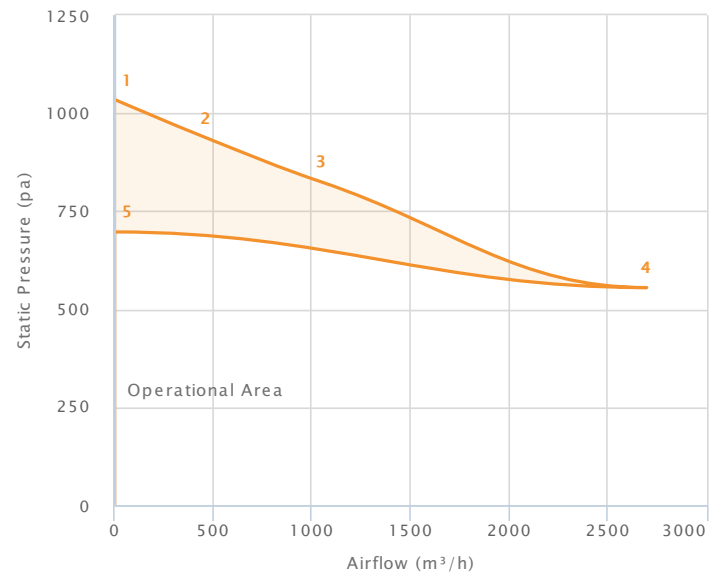
## High Efficiency EC Direct Drive Fans (High-Pressure) ECDDC-HP 270-270 (10/10)

### Technical Data

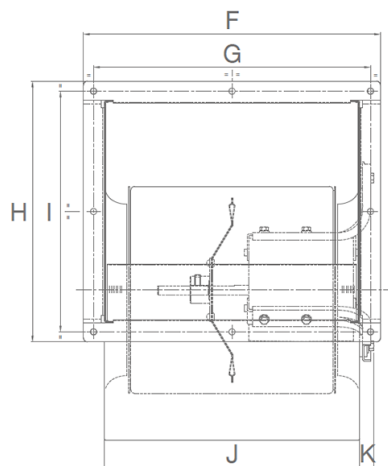
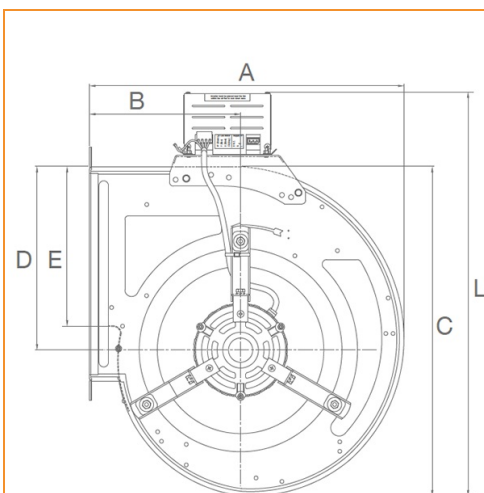
Supply (V/Ph/Hz)	230 / 1 / 50
Max Airflow (m³/h)	2695
Max Current (A)	4.40
Max Input Power (W)	1002
Max Speed (rpm)	1922
ErP Efficiency Rating (FMEG)	51
Ip Rating	20
Motor Insulation Class	F
Temperature Range (°C)	-20 to +40
Weight (KG)	18

### Performance Data

Data Point	Static Pressure (pa)	Airflow (m³/h)	Current (A)	Speed (rpm)	Power (W)
1	1035	0.00	2.83	1918	640
2	937	465	2.89	1910	656
3	824	1051	3.33	1883	750
4	555	2695	4.40	1620	1002
5	697	0.01	1.90	1650	400



■ Tested in accordance with ISO 5801  
■ Installation type method - type A



### Dimensions

A	423	G	361
B	203	H	340
C	443	I	314
D	246.4	J	333
E	213	K	14
F	387	L	542